

# Toot & Puddle

## Dear Teacher:


For years, Toot and Puddle have taken kids on many incredible adventures. Now National Geographic is taking these lovable characters on a new adventure—from print to television with the debut of *Toot & Puddle: I'll Be Home for Christmas*.

Best known from the series of books based on their adventures, the two pigs live in the small community of Woodcock Pocket. From there, they go on many journeys. They explore the summit of Mount Everest. They walk the streets of France. Toot even gets his feet wet at a watering hole in Africa.

A generation of kids have learned geography from these two explorers. Now kids can learn even more with our two-sided Toot and Puddle poster and our four-page Teacher's Guide. Use the poster, lesson plans, and activities to help children explore the many forms of transportation that Toot and Puddle use to travel the world. In addition, teach students letter writing with a postcard from Toot and Puddle.

I am confident that you'll find these educational materials to be a valuable addition to your classroom. Kids will also love following Toot and Puddle's many adventures. You'll find additional activities based on Toot and Puddle and their holiday special at [www.TootandPuddle.com](http://www.TootandPuddle.com).

Sincerely yours,



Francis Downey  
Editor in Chief



## Toot and Puddle

### LESSON PLANS

#### Curriculum Connections

- Social Studies • Geography • Math
- Reading • Writing

#### Standards Correlations: Language Arts

- Phonemic awareness
- Simple sentences
- Vocabulary development through reading

#### Standards Correlations: Social Studies

- Geography
- Culture

#### Literacy Skills

- Phonics: C sound
- Reading
- Nonfiction text feature: labels

#### Math Content Area

- Counting • Graphing

### Answer Key

Going Places • Teacher's Guide, p. 3  
plane - sky, train - tracks, car - road

# Toot and Puddle



## Lesson 1

### Meet Toot and Puddle

#### Vocabulary

- Say the word *communication*. Ask students what sound the word begins with. Write *communication* on the board. Underline the letter *C*. Ask what other words begin with *C*.
- Tell students what the word *communication* means. Explain that it is how we send messages to each other. Have students brainstorm a list of ways they communicate with their friends and family members.

#### Before Reading

- Display the “Meet Toot and Puddle” side of the poster and read the title. Ask students if they have ever received a postcard. What do they remember about the postcard? Why do people send postcards? What is usually on the front and back of a postcard?

#### Read and Discuss

- Read the postcard aloud. Ask: Whom did Toot and Puddle send the postcard to? Where are Toot and Puddle going? What do you think Toot and Puddle will see on their trip?
- Ask students to think of places they would like to travel to. How would they get there? What would they take on their trip? What would they see and do while they are there? Then have each student make a postcard for a friend or family member. Encourage students to draw or write about the place they want to visit and the things they would like to see and do there.

## Lesson 2

### Travel With Toot and Puddle

#### Vocabulary

- Write the word *transportation* on the board. Ask students what they think the word means. Explain that transportation describes ways to travel, or how we get from one place to another.
- Ask students how they get to school. Graph the number of students who take the bus, ride in a car, ride on a bicycle, ride on a train, or walk.

#### Before Reading

- Display the “Travel With Toot and Puddle” side of the poster. Point to the title and read it aloud. Have students share what they think the poster is about. Then ask how many kinds of transportation they see. Do any types look familiar? Have they used any of these types before?

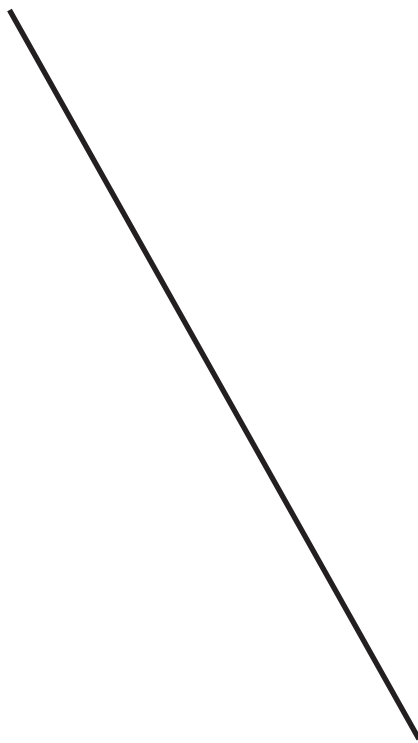


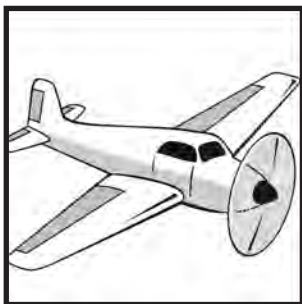


#### Read and Discuss

- Read aloud the text on the poster. Help students locate each country on the map. Discuss the ways life in these places differs from life in their community, emphasizing the different ways people travel.
- Using posterboards, make posters for each country Toot and Puddle visited. Discuss each country with the students, adding descriptive words to each poster. Invite students to cut out pictures that illustrate the words. Have them place each picture next to the corresponding word.

Name: \_\_\_\_\_

# Going Places


Here are some ways Toot and Puddle travel.  
Match each kind of travel to the right place.



# Toot and Puddle Postcard

Name: \_\_\_\_\_

Toot and Puddle send postcards when they travel.  
Draw or write a Toot and Puddle postcard.



---

---

---